
























## Audi

	Approx. Price in Lacs (on road, Delhi)	Engine cc/cyl.	Power (Ps)/ Torque(Nm)	0-100 Kmph (secs.)	Kmpl	
<b>A4</b>						
2.0 TDI (D)	29.0*	1968/4	143/320	9.4	17.2	
3.2 FSI Quattro	36.0*	3197/V6	265/330	6.4	10.8	
<b>A6</b>						
2.8 FSI	38.9*	2773/V6	204/280	7.9	11.5	
3.2 FSI Quattro	45.0*	3123/V6	256/330	6.8	9.3	
2.7 TDI (D)	40.4*	2698/V6	180/330	8.1	14.3	
3.0 TDI Quattro (D)	45.0*	2967/V6	233/450	6.9	12.5	
<b>A8</b>						
4.2FSI Quattro	83.0*	4172/V8	350/440	6.3	9.2	
3.0 TDI Quattro (D)	72.5*	2967/V6	233/450	7.9	11.8	
<b>Q5</b>						
2.0 TFSI	38.9*	1984/4	157/350	7.2	-	
3.0 TDI (D)	44.9*	2967/6	243/500	-	-	
<b>Q7</b>						
3.6 FSI Quattro	55.0*	3597/V6	280/360	8.5	7.9	
4.2 FSI Quattro	66.0*	4163/8	350/440	7.4	7.4	
3.0 TDI Quattro (D)	52.0*	2967/6	233/500	9.1	9.5	
<b>TT Coupe 3.2</b>	46.0*	3189/V6	250/320	5.7	10.6	
<b>R8</b>	117.00	4163/8	419/429	-	-	

## Bentley

<b>Continental GT</b>	190	5998/W12	560/650	4.7	-	
<b>GT Speed</b>	230	5998/W12	608/749	4.3	-	
<b>Flying Spur</b>	190	5998/W12	560/650	5.1	5.7	










## BMW

<b>3 Series</b>						
320i	27.0*	1995/4	100/190	11.57	8.7	
325i	33.0*	2497/6	158/246	9.03	8.3	
320d (D)	29.7 - 30.7*	1995/4	177/350	8.6	-	
<b>5 Series</b>						
520d	36.9*	1995/4	177/350	-	-	
525i	40.9*	2497/6	214/246	-	-	
530i	46.2*	2996/6	258/300	6.7	10.7	
530d	43.2 - 46.8*	2993/6	235/500	-	-	
<b>6 Series</b>						
650i Coupe	79.7*	4799/V8	372/490	-	-	
650i Convertible	87.9*	4799/V8	372/490	-	-	
<b>7 Series</b>						
730Ld	84.0*	2993/6	245/540	7.3	-	
740Li	90.0*	2979/6	326/450	-	-	
750Li	93.30*	4395/8	407/600	5.3	-	
<b>X Series</b>						
X3 2.5si	41.9*	2497/6	221/249	10.5	-	
X5 4.8i	79.0*	4799/V8	355/475	-	-	
X5 3.0d (D)	55.9 - 62.9*	2993/6	234/520	8.8	-	
X6 M	130*	4395/8	554/680	-	-	
<b>Z4</b>	59*	2979/6	310/400	5.1	-	








## Chevrolet

<b>Spark</b>	3.4 - 4.6	995/4	63/90	15.93	14.1	
--------------	-----------	-------	-------	-------	------	---





	Approx. Price in Lacs (on road, Delhi)	Engine cc/cyl.	Power (Ps)/Torque(Nm)	0-100 Kmph (secs.)	Kmpl	
<b>Beat</b>	3.8-4.2*	1199/4	80/108	-	-	
<b>U-VA</b>	4.2 - 5.2	1150/4	76/110	16.49	13.4	
<b>Aveo</b>						
1.4	6.1 - 7.1	1399/4	94/127	13.4	14.9	
1.6	7.6 - 8.1	1598/4	102/147	12.4	14.6	
<b>Cruze (D)</b>	11-12.4*	1991/4	150/327	10	14	
<b>Optra</b>						
1.6	8.6 - 10.3	1598/4	104/148	12.5	14.4	
Magnum	9.7 - 11.3	1991/4	1205/314	10.8	13.0	
SRV	8.3	1598/4	101/140	13.1	12.8	
<b>Tavera</b>	7.0 - 10.4	2499/4	80/186	24	13.7	
<b>Captiva</b>	19.5	1991/4	150/320	-	-	
<b>Fiat</b>						
<b>Palio Stile</b>						
1.1	3.7 - 4.1	1108/4	57/90	20.5	12.6	
1.3 (D)	4.8 - 5.2	1248/4	75/184	-	-	
1.6 Sport	5.0	1596/4	100/140	12.0	10.6	
<b>Grande Punto</b>						
1.2	4.3 - 5.1	1172/4	68/96	-	-	
1.4	5.5 - 6.1	1368/4	90/115	-	-	
1.3 (D)	5.3 - 6.6	1248/4	76/197	-	-	
<b>Linea</b>						
1.4	6.5 - 7.6	1368/4	90/115	-	-	
1.3 (D)	7.8 - 8.8	1248/4	86/203	-	-	
<b>Fiat 500</b>	16.28	1248/4	76/145	15.18	-	
<b>Ford</b>						
<b>Endeavour</b>						
2.5 (D)	16.4 - 17.4	2499/4	143/330	14.0	10.7	
3.0 Thunder (D)	19.0	2953/4	156/379	-	-	
<b>Fiesta</b>						
1.4 TDCi (D)	7.7 - 8.9	1399/4	68/160	17.0	18.3	
1.6	6.7 - 7.7	1596/4	101/146	11.4	15.0	
<b>Fusion</b>						
1.4 TDCi (D)	6.5 - 6.9	1399/4	67/160	15.5	17.2	
1.6	7.0 - 7.4	1596/4	100/143	11.7	14.8	
<b>Ikon</b>						
1.3 Flair	5.2	1299/4	70/105	14.5	14.5	
<b>Honda</b>						
<b>Jazz</b>	7.5 - 7.9	1198/4	90/110	-	-	
<b>City</b>	7.9 - 9.6	1497/4	118/146	11.5	-	
<b>Civic</b>						
1.8E	11.8	1799/4	132/172	10.3	10.7	
1.8V Manual	13.1	1799/4	132/172	10.3	10.7	
1.8V Automatic	13.8	1799/4	132/172	12.0	10.0	
<b>Accord</b>						
3.5 V6	24.80*	3471/6	271/339	8.64	-	
2.4 Manual	18.2 - 19.2	2354/4	180/222	-	-	
2.4 Automatic	19.0 - 20.0	2354/4	180/222	-	-	
<b>CR-V</b>						
2.4	20.6 - 21.4	2354/4	161/218	10.96	9.3	
2.0	19.0	1997/4	145/190	11	10.4	


## Hyundai

	Approx. Price in Lacs (on road, Delhi)	Engine cc/cyl.	Power (Ps)/Torque(Nm)	0-100 Kmph (secs.)	Kmpl	
<b>Santro Xing Getz Prime</b>	2.9 - 4.3	1086/4	63/89	16.7	15.5	
1.1	4.2 - 4.7	1086/4	66/101	17.0	13.5	
1.3	4.8 - 5.4	1341/4	83/116	14.5	12.5	
<b>i10</b>	3.6 - 5.3	1086/4	67/99	15	16.0	
<b>i20</b>	5.3 - 6.3	1197/4	80/112	13.2	14.5	
1.4 (D)	7.2*	1396/4	100/219	-	-	
<b>Accent</b>	5.4	1495/4	94/123	13.8	13.1	
<b>Verna</b>	7.1 - 8.1	1599/4	103/145	12.4	12.07	
1.5 CRDi (D)	8.3 - 9.8	1493/4	110/235	10.6	11.23	
<b>Sonata</b>	13.7 - 14.3	2359/4	162/219	9.6	9.0	
2.0 CRDi (D)	14.9	1991/4	142/323	-	-	
<b>Tucson</b>	17.5	1991/4	112/245	14.1	10.0	


## Jaguar

<b>XF</b>	65.17**	5000/8	390/514	6.74	-	
<b>XFR</b>	81.24**	5000/8	500/620	4.9	-	
<b>XKR</b>	90.67 - 96.03**	5000/8	500/620	4.9	-	
<b>XJ</b>	94**	2993/6	275/600	6.4	-	
3.0L V6	-	5000/8	385/515	5.7	-	
5.0L V8 Supercharged	-	5000//8	510/625	4.9	-	



## Lamborghini

<b>Gallardo</b>	210	4961/10	500/510	3.9	5.9	
5.0 Coupe	220	4961/10	520/510	4.2	5.8	
5.0 Spider	310	6192/12	640/660	3.8	4.7	


## Land Rover

<b>Discovery</b>	64.35**	2720/6	190/439	-	-	
<b>RR Sport 3.6L TDV8</b>	79.75**	3628/8	275/639	-	-	
<b>Freelander 2</b>	34.2-44.4**	2179/4	160/400	10.9	-	


## M&M

<b>Scorpio (D)</b>	8.6 - 10.8	2609/4	115/255	17.0	10.5	
2.6	10.6 - 11.3	2179/4	120/290	15.0	11.0	
2.2 mHawk	12.37	2179/4	120/290	14.5	9.4	
2.2 mHawk AT	5.7 - 7.0	2523/4	63/180	31.9	10.3	
<b>Bolero (D)</b>	6.2 - 7.7*	2498/4	113/235	16.0	-	










## Mahindra Renault

<b>Logan</b>	5.0 - 5.5	1390/4	75/110	-	-	
1.4	5.9 - 6.4	1598/4	85/128	13.45	12.1	
1.6	6.5 - 7.6	1461/4	65/160	17.15	16.4	













## Maruti

<b>800</b>	2.1 - 2.3	796/3	38/59	20.8	16.5	
<b>Omni</b>	2.4	796/3	38/62	-	19.7	
<b>Alto</b>	2.5 - 3.1	796/3	46/62	21.5	17.4	









	Approx. Price in Lacs (on road, Delhi)	Engine cc/cyl.	Power (Ps)/ Torque(Nm)	0-100 Kmph (secs.)	Kmpl	
<b>A-Star</b>	3.75 - 4.5	998/3	67/90	-	-	        
<b>Eco WagonR</b>	2.6-2.8*	1196/4	74/101	-	15.1	
1.0	3.5 - 4.0	1061/4	65/84	16.2	13.0	
LPG Duo	3.7 - 4.0	1061/4	58/77	19.5	11.0	
Zen Estilo	3.5 - 4.0	1061/4	65/84	13.45	13.7	
<b>Ritz</b>						
1.2	4.18 - 5.24	1197/4	85/113	-	17.7	
1.3 (D)	5.1 - 5.44	1248/4	75/190	-	21.1	
<b>Swift</b>						
1.3	4.5 - 5.8	1298/4	88/113	12.9	13.0	
1.3 (D)	5.3 - 5.7	1248/4	75/190	14.5	17.5	
<b>Dzire</b>						
1.3	5.1 - 6.6	1298/4	88/113	-	-	
1.3 (D)	6.1 - 7.5	1248/4	76/190	-	-	
<b>SX-4</b>						
MT	7.1 - 8.0	1586/4	102/145	12.00	16	
AT	8.35	1586/4	104/145	-	15.6	
<b>Grand Vitara</b>						
Manual	16.67*	2393/4	165/225	-	-	
Automatic	17.97*	2393/4	165/225	-	-	


## Mercedes Benz

<b>C Class</b>						           
200K	29.6	1796/4	180/240	8.8	-	
220 CDI	32.7	2148/4	172/410	8.5	-	
<b>E Class</b>						
350	46.98*	3498/6	271/355	-	-	
350 CDI	48.08*	3987/6	231/540	-	-	
<b>M Class</b>						
ML 350	55.16	3498/6	275/343	-	-	
ML 320CDi	55.47	2987/6	237/529	9.10	-	
<b>S Class</b>						
350	85.1	3498/6	276/350	9	7.4	
500L	96*	5461/8	369/505	5.4	-	
<b>SLK</b>	61.0	3498/V6	276/350	7.0	7.0	
<b>SL 500</b>	98.0	4966/V8	310/4600	6	8.0	
<b>CLS</b>						
350	60.0	3498/V6	276/350	6.8	10.0	
500	71.6	4966/V8	308/460	5.9	9.0	
<b>GL 350 CDI</b>	64.9*	2987/6	224/510	-	-	






## Mitsubishi

<b>Cedia</b>	9.4 - 9.8	1994/4	115/175	11.0	12.0	     
<b>Lancer</b>						
1.5	7.6	1468/4	88/129	14.0	11.0	
2.0 (D)	8.8	1998/4	66/118	19.3	12.5	
<b>Montero (D)</b>	37.8 - 39.4	3200/4	167/405	15.27	8.5	
<b>Outlander</b>	21.6	2360/4	170/225	10.6	-	
<b>Pajero (D)</b>	21.2	2835/4	119/292	20.0	9.0	

## Nissan

<b>X-Trail</b>	22.0 - 26.6	2184/4	136/314	13.0	15.2	
<b>Teana</b>	22.7	2346/6	134/314	11.0	7.3	
<b>370Z</b>	53.5-54.5*	3696/6	333/363	-	-	


## Porsche

	Approx. Price in Lacs (on road, Delhi)	Engine cc/cyl.	Power (Ps)/Torque(Nm)	0-100 Kmph (secs.)	Kmpl	
<b>Boxster</b>						
Boxster	46.19*	2687/6	245/273	-	-	
Boxster S	53.64*	3387/6	295/340	-	-	
<b>Cayman</b>						
Cayman	49.87*	2687/6	245/273	-	-	
Cayman S	56.68*	3387/6	295/340	-	-	
<b>911</b>						
Carrera	75.9*	3614/6	345/390	4.9	-	
Carrera S	86.05*	3800/6	385/420	4.7	-	
Turbo	124.64*	3600/6	480/620	-	-	
<b>Cayenne</b>						
V6	59.41*	3598/6	294/385	8.1	-	
S	75.74*	4806/8	390/500	6.6	-	
Turbo	117.5*	4806/8	507/700	5.1	-	
<b>Panamera</b>						
S	1.41*	4800/8	399/500	5.6	-	
4S	1.47*	4800/8	399/500	5	-	
Turbo	2.01*	4800/8	500/700	4.2	-	





## Reva

<b>REVA</b>	3.56 - 4.47	AC Elec.	17/51	-	-	
-------------	-------------	----------	-------	---	---	--



## Rolls Royce

<b>Phantom</b>	400	6749/12	459/720	5.8	6.0	
----------------	-----	---------	---------	-----	-----	---








## Skoda

<b>Fabia</b>						
1.2	5.4 - 6.4	1198/4	70/108	-	-	
1.4	7.5	1390/4	86/132	-	-	
1.4 (D)	6.5 - 8.3	1422/3	70/155	-	-	
<b>Octavia</b>						
1.9 TDi (D)	11.9 - 14.4	1896/4	91.2/210	13.7	15.0	
1.8 Turbo	11.1	1781/4	152/210	9.0	8.5	
<b>Laura</b>						
1.8 TSi	13.98*	1798/4	160/250	11.8	-	
1.9 TDi	14.36 - 16.65*	1896/4	105/250	-	-	
2.0 TDi	18.92*	1968/4	140/320	-	-	
<b>Superb</b>						
1.8 TSi	18.9*	1798/4	160/250	9	-	
2.0 TDi (D)	22.05	1968/4	140/320	-	-	
3.6 V6	27.05	3597/6	260/350	-	-	




## Tata Motors

<b>Nano</b>	1.0*	624/2	35/48	30	21	
<b>Indica</b>						
V2 (D)	3.4 - 5.1	1405/4	54/85	13.5	22.1	
Xeta 1.2	2.8 - 3.6	1193/4	64/100	17	12.0	
Xeta 1.4	3.9	1396/4	71/124	16.1	13.0	
Turbo	4.0 - 4.2	1405/4	68/127	15.5	14.5	
Dicor	4.3 - 4.5	1405/4	71/139	14	15.0	







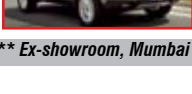


	Approx. Price in Lacs (on road, Delhi)	Engine cc/cyl.	Power (Ps)/ Torque(Nm)	0-100 Kmph (secs.)	Kmpl	
<b>Vista</b>						
Safire	3.7 - 4.2	1172/4	65/96	-	-	
Quadrajel (D)	5.0 - 5.3	1248/4	75/190	-	-	
TDi (D)	4.1 - 4.3	1405/4	71/135	-	-	
<b>Indigo</b>						
1.4	5.1 - 5.5	1405/4	86/110	-	-	
1.4 TDI	5.5 - 5.9	1405/4	63/125	-	-	
1.4 Dicor	5.8 - 6.5	1396/4	71/140	-	-	
XL	7.3	1396/4	101/124	13.1	-	
XL (D)	8.1	1396/4	70/140	15	-	
CS	3.9 - 4.1	1193/4	65/105	-	-	
CS (D)	4.5 - 5.3	1405/4	70/135	-	-	
Marina	5.1 - 5.5	1396/4	70/118	13.4	11.0	
Marina (D)	5.6 - 6.1	1405/4	85/132	17.6	13.5	
Marina Dicor	6.6	1366/4	70/140	-	-	
<b>Indigo Manza</b>						
Saffire	4.8 - 5.9	1368/4	90/116	-	-	
Quadrajel	5.7 - 6.75	1248/4	90/200	-	-	
<b>Sumo</b>						
Sumo Victa (D)	5.8 - 7.3	1948/4	90/190	22.2	11.0	
Sumo Grande (D)	7.5 - 8.5	2179/4	120/252	17.4	11.0	
<b>Safari</b>						
Dicor 2.2 VTT	8.4 - 12.8	2179/4	140/320	-	-	



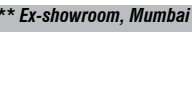
## Toyota

<b>Camry</b>	23.3 - 25.1	2362/4	167/224	11.6	9.7	
<b>Fortuner (D)</b>	18.45*	2982/4	171/343	-	-	
<b>Corolla Altis</b>	11.7 - 13.9	1794/4	132/170	11.7	-	
<b>Innova</b>						
2.0	8.5 - 11.1	1998/4	136/182	12.6	9.5	
2.5 (D)	8.3 - 11.8	2494/4	102/200	17.5	11.0	
<b>Land Cruiser (D)</b>	90	4461/8	289/647	13.10	-	
Land Cruiser Prado	40.4*	3956/6	235/362	9.5	-	

## VW

<b>Touareg</b>						
V6	-	3189/6	281/360	-	-	
V6 Tdi (D)	48.6	2967/6	224/500	9.9	-	
V10	59.5	4921/10	313/750	7.8	-	
<b>Passat 2.0 TDi (D)</b>	24.3 - 26.4	1968/4	140/320	10.0	-	
<b>Beetle 2.0 Petrol</b>	22.20	1984/4	116/172	-	-	
<b>Jetta</b>						
1.6 L	14.1	1595/4	102/148	12.2	-	
1.9 L TDi (D)	15.1 - 18.0	1896/4	105/250	11.9	-	

## Volvo

<b>S80</b>						
S80	39*	3192/6	235/320	-	-	
S80 (D)	38*	2400/5	189/400	-	-	
<b>XC90</b>						
XC90	46*	3192/6	235/320	-	-	
XC90 (D)	45*	2400/5	189/400	-	-	