






















Audi

| | Approx. Price in Lacs (on road, Delhi) | Engine cc/cyl. | Power (Ps)/ Torque(Nm) | 0-100 Kmph (secs.) | Kmpl | |
|---------------------|---|-------------------|---------------------------|-----------------------|------|---|
| A4 | | | | | | |
| 2.0 TDI (D) | 29.0* | 1968/4 | 143/320 | 9.4 | 17.2 |  |
| 3.2 FSI Quattro | 36.0* | 3197/V6 | 265/330 | 6.4 | 10.8 |  |
| A6 | | | | | | |
| 2.8 FSI | 38.9* | 2773/V6 | 204/280 | 7.9 | 11.5 |  |
| 3.2 FSI Quattro | 45.0* | 3123/V6 | 256/330 | 6.8 | 9.3 |  |
| 2.7 TDI (D) | 40.4* | 2698/V6 | 180/330 | 8.1 | 14.3 |  |
| 3.0 TDI Quattro (D) | 45.0* | 2967/V6 | 233/450 | 6.9 | 12.5 |  |
| A8 | | | | | | |
| 4.2FSI Quattro | 83.0* | 4172/V8 | 350/440 | 6.3 | 9.2 |  |
| 3.0 TDI Quattro (D) | 72.5* | 2967/V6 | 233/450 | 7.9 | 11.8 |  |
| Q7 | | | | | | |
| 3.6 FSI Quattro | 55.0* | 3597/V6 | 280/360 | 8.5 | 7.9 |  |
| 4.2 FSI Quattro | 66.0* | 4163/8 | 350/440 | 7.4 | 7.4 |  |
| 3.0 TDI Quattro (D) | 52.0* | 2967/6 | 233/500 | 9.1 | 9.5 |  |
| TT Coupe 3.2 | 46.0* | 3189/V6 | 250/320 | 5.7 | 10.6 |  |
| R8 | 117.00 | 4163/8 | 419/429 | - | - |  |

Bentley

| | | | | | | |
|-----------------------|-----|----------|---------|-----|-----|---|
| Continental GT | 190 | 5998/W12 | 560/650 | 4.7 | - |  |
| GT Speed | 230 | 5998/W12 | 608/749 | 4.3 | - | |
| Flying Spur | 190 | 5998/W12 | 560/650 | 5.1 | 5.7 | |











BMW

| | | | | | | |
|------------------|--------------|---------|---------|-------|------|---|
| 3 Series | | | | | | |
| 320i | 27.0* | 1995/4 | 100/190 | 11.57 | 8.7 |  |
| 325i | 33.0* | 2497/6 | 158/246 | 9.03 | 8.3 |  |
| 320d (D) | 29.7 - 30.7* | 1995/4 | 177/350 | 8.6 | - |  |
| 5 Series | | | | | | |
| 520d | 36.9* | 1995/4 | 177/350 | - | - |  |
| 525i | 40.9* | 2497/6 | 214/246 | - | - |  |
| 530i | 46.2* | 2996/6 | 258/300 | 6.7 | 10.7 |  |
| 530d | 43.2 - 46.8* | 2993/6 | 235/500 | - | - |  |
| 6 Series | | | | | | |
| 650i Coupe | 79.7* | 4799/V8 | 372/490 | - | - | |
| 650i Convertible | 87.9* | 4799/V8 | 372/490 | - | - | |
| 7 Series | | | | | | |
| 740Li | - | 2979/6 | 326/450 | - | - | |
| 750Li | 93.30* | 4395/8 | 407/600 | 5.3 | - | |
| X Series | | | | | | |
| X3 2.5si | 41.9* | 2497/6 | 221/249 | 10.5 | - | |
| X5 4.8i | 79.0* | 4799/V8 | 355/475 | - | - | |
| X5 3.0d (D) | 55.9 - 62.9* | 2993/6 | 234/520 | 8.8 | - | |









Chevrolet

| | | | | | | |
|--------------|-----------|-------|-------|-------|------|---|
| Spark | 3.4 - 4.6 | 995/4 | 63/90 | 15.93 | 14.1 |  |
|--------------|-----------|-------|-------|-------|------|---|




| | Approx. Price in Lacs (on road, Delhi) | Engine cc/cyl. | Power (Ps)/Torque(Nm) | 0-100 Kmph (secs.) | Kmpl | |
|---------------------|--|----------------|-----------------------|--------------------|------|---|
| U-VA | 4.2 - 5.2 | 1150/4 | 76/110 | 16.49 | 13.4 | |
| Aveo | | | | | |  |
| 1.4 | 6.1 - 7.1 | 1399/4 | 94/127 | 13.4 | 14.9 | |
| 1.6 | 7.6 - 8.1 | 1598/4 | 102/147 | 12.4 | 14.6 |  |
| Optra | | | | | |  |
| 1.6 | 8.6 - 10.3 | 1598/4 | 104/148 | 12.5 | 14.4 | |
| Magnum | 9.7 - 11.3 | 1991/4 | 1205/314 | 10.8 | 13.0 | |
| SRV | 8.3 | 1598/4 | 101/140 | 13.1 | 12.8 | |
| Tavera | 7.0 - 10.4 | 2499/4 | 80/186 | 24 | 13.7 | |
| Captiva | 19.5 | 1991/4 | 150/320 | - | - | |
| Fiat | | | | | | |
| Palio Stile | | | | | |  |
| 1.1 | 3.7 - 4.1 | 1108/4 | 57/90 | 20.5 | 12.6 | |
| 1.3 (D) | 4.8 - 5.2 | 1248/4 | 75/184 | - | - | |
| 1.6 Sport | 5.0 | 1596/4 | 100/140 | 12.0 | 10.6 |  |
| Grande Punto | | | | | |  |
| 1.2 | 4.3 - 5.1 | 1172/4 | 68/96 | - | - | |
| 1.4 | 5.5 - 6.1 | 1368/4 | 90/115 | - | - | |
| 1.3 (D) | 5.3 - 6.6 | 1248/4 | 76/197 | - | - |  |
| Linea | | | | | |  |
| 1.4 | 6.5 - 7.6 | 1368/4 | 90/115 | - | - | |
| 1.3 (D) | 7.8 - 8.8 | 1248/4 | 86/203 | - | - | |
| Fiat 500 | 16.28 | 1248/4 | 76/145 | 15.18 | - |  |
| Ford | | | | | | |
| Endeavour | | | | | |  |
| 2.5 (D) | 16.4 - 17.4 | 2499/4 | 143/330 | 14.0 | 10.7 | |
| 3.0 Thunder (D) | 19.0 | 2953/4 | 156/379 | - | - |  |
| Fiesta | | | | | |  |
| 1.4 TDCi (D) | 7.7 - 8.9 | 1399/4 | 68/160 | 17.0 | 18.3 | |
| 1.6 | 6.7 - 7.7 | 1596/4 | 101/146 | 11.4 | 15.0 |  |
| Fusion | | | | | |  |
| 1.4 TDCi (D) | 6.5 - 6.9 | 1399/4 | 67/160 | 15.5 | 17.2 | |
| 1.6 | 7.0 - 7.4 | 1596/4 | 100/143 | 11.7 | 14.8 |  |
| Ikon | | | | | |  |
| 1.3 Flair | 5.2 | 1299/4 | 70/105 | 14.5 | 14.5 | |
| Honda | | | | | | |
| Jazz | 7.5 - 7.9 | 1198/4 | 90/110 | - | - |  |
| City | 7.9 - 9.6 | 1497/4 | 118/146 | 11.5 | - | |
| Civic | | | | | | |
| 1.8E | 11.8 | 1799/4 | 132/172 | 10.3 | 10.7 | |
| 1.8V Manual | 13.1 | 1799/4 | 132/172 | 10.3 | 10.7 | |
| 1.8V Automatic | 13.8 | 1799/4 | 132/172 | 12.0 | 10.0 | |
| Accord | | | | | | |
| 3.5 V6 | 24.80* | 3471/6 | 271/339 | 8.64 | - | |
| 2.4 Manual | 18.2 - 19.2 | 2354/4 | 180/222 | - | - | |
| 2.4 Automatic | 19.0 - 20.0 | 2354/4 | 180/222 | - | - | |
| CR-V | | | | | | |
| 2.4 | 20.6 - 21.4 | 2354/4 | 161/218 | 10.96 | 9.3 | |
| 2.0 | 19.0 | 1997/4 | 145/190 | 11 | 10.4 | |


Hyundai

| | Approx. Price in Lacs (on road, Delhi) | Engine cc/cyl. | Power (Ps)/Torque(Nm) | 0-100 Kmph (secs.) | Kmpl | |
|--------------------|--|----------------|-----------------------|--------------------|-------|--|
| Santro Xing | 2.9 - 4.3 | 1086/4 | 63/89 | 16.7 | 15.5 |  |
| Getz Prime | | | | | | |
| 1.1 | 4.2 - 4.7 | 1086/4 | 66/101 | 17.0 | 13.5 |  |
| 1.3 | 4.8 - 5.4 | 1341/4 | 83/116 | 14.5 | 12.5 | |
| i10 | 3.6 - 5.3 | 1086/4 | 67/99 | 15 | 16.0 |  |
| i20 | | | | | | |
| 1.2 | 5.3 - 6.3 | 1197/4 | 80/112 | 13.2 | 14.5 |  |
| 1.4 (D) | 7.2* | 1396/4 | 100/219 | - | - |  |
| Accent | | | | | | |
| GLE | 5.4 | 1495/4 | 94/123 | 13.8 | 13.1 |  |
| Verna | | | | | | |
| 1.6 | 7.1 - 8.1 | 1599/4 | 103/145 | 12.4 | 12.07 |  |
| 1.5 CRDi (D) | 8.3 - 9.8 | 1493/4 | 110/235 | 10.6 | 11.23 | |
| Sonata | | | | | | |
| 2.4 | 13.7 - 14.3 | 2359/4 | 162/219 | 9.6 | 9.0 |  |
| 2.0 CRDi (D) | 14.9 | 1991/4 | 142/323 | - | - | |
| Tucson | | | | | | |
| 2.0 CRDi (D) | 17.5 | 1991/4 | 112/245 | 14.1 | 10.0 | |


Jaguar

| | | | | | | |
|------------|-----------------|--------|---------|------|---|--|
| XF | 65.17** | 5000/8 | 390/514 | 6.74 | - |  |
| XFR | 81.24** | 5000/8 | 500/620 | 4.9 | - | |
| XKR | 90.67 - 96.03** | 5000/8 | 500/620 | 4.9 | - | |



Lamborghini

| | | | | | | |
|-------------------|-----|---------|---------|-----|-----|---|
| Gallardo | | | | | | |
| 5.0 Coupe | 210 | 4961/10 | 500/510 | 3.9 | 5.9 |  |
| 5.0 Spider | 220 | 4961/10 | 520/510 | 4.2 | 5.8 | |
| Murcielago | 310 | 6192/12 | 640/660 | 3.8 | 4.7 | |


Land Rover

| | | | | | | |
|---------------------------|---------|--------|---------|---|---|---|
| Discovery | 64.35** | 2720/6 | 190/439 | - | - |  |
| RR Sport 3.6L TDV8 | 79.75** | 3628/8 | 275/639 | - | - | |

M&M

| | | | | | | |
|--------------------|-------------|--------|---------|------|------|---|
| Scorpio (D) | | | | | | |
| 2.6 | 8.6 - 10.8 | 2609/4 | 115/255 | 17.0 | 10.5 |  |
| 2.2 mHawk | 10.6 - 11.3 | 2179/4 | 120/290 | 15.0 | 11.0 | |
| 2.2 mHawk AT | 12.37 | 2179/4 | 120/290 | 14.5 | 9.4 |  |
| Bolero (D) | 5.7 - 7.0 | 2523/4 | 63/180 | 31.9 | 10.3 | |
| Xylo | 6.2 - 7.7* | 2498/4 | 113/235 | 16.0 | - | |











Mahindra Renault

| | | | | | | |
|--------------|-----------|--------|--------|-------|------|---|
| Logan | | | | | | |
| 1.4 | 5.0 - 5.5 | 1390/4 | 75/110 | - | - |  |
| 1.6 | 5.9 - 6.4 | 1598/4 | 85/128 | 13.45 | 12.1 | |
| 1.5 (D) | 6.5 - 7.6 | 1461/4 | 65/160 | 17.15 | 16.4 | |







Maruti

| | | | | | | |
|------------|-----------|-------|-------|------|------|--|
| 800 | 2.1 - 2.3 | 796/3 | 38/59 | 20.8 | 16.5 | |
|------------|-----------|-------|-------|------|------|--|







| | Approx. Price in Lacs (on road, Delhi) | Engine cc/cyl. | Power (Ps)/Torque(Nm) | 0-100 Kmph (secs.) | Kmpl | |
|---------------------|--|----------------|-----------------------|--------------------|------|---|
| Omni | 2.4 | 796/3 | 38/62 | - | 19.7 |  |
| Alto | 2.5 - 3.1 | 796/3 | 46/62 | 21.5 | 17.4 |  |
| A-Star | 3.75 - 4.5 | 998/3 | 67/90 | - | - |  |
| WagonR | | | | | |  |
| 1.0 | 3.5 - 4.0 | 1061/4 | 65/84 | 16.2 | 13.0 | |
| LPG Duo | 3.7 - 4.0 | 1061/4 | 58/77 | 19.5 | 11.0 | |
| Zen Estilo | 3.5 - 4.0 | 1061/4 | 65/84 | 13.45 | 13.7 |  |
| Ritz | | | | | |  |
| 1.2 | 4.18 - 5.24 | 1197/4 | 85/113 | - | 17.7 | |
| 1.3 (D) | 5.1 - 5.44 | 1248/4 | 75/190 | - | 21.1 | |
| Swift | | | | | |  |
| 1.3 | 4.5 - 5.8 | 1298/4 | 88/113 | 12.9 | 13.0 | |
| 1.3 (D) | 5.3 - 5.7 | 1248/4 | 75/190 | 14.5 | 17.5 | |
| Dzire | | | | | |  |
| 1.3 | 5.1 - 6.6 | 1298/4 | 88/113 | - | - | |
| 1.3 (D) | 6.1 - 7.5 | 1248/4 | 76/190 | - | - | |
| SX-4 | 7.1 - 8.0 | 1586/4 | 102/145 | 12.00 | 10.5 |  |
| Grand Vitara | 14.8 - 15.9 | 1995/4 | 120/170 | 14 | 8.0 |  |


Mercedes Benz

| | | | | | | |
|----------------|-------------|---------|----------|------|------|---|
| C Class | | | | | | |
| 200K | 29.6 | 1796/4 | 180/240 | 8.8 | - |  |
| 220 CDI | 32.7 | 2148/4 | 172/410 | 8.5 | - | |
| E Class | | | | | | |
| 280 | 48.6 | 2996/6 | 234/300 | 8.2 | 10.0 |  |
| 280 CDI (D) | 47.2 | 2987/6 | 196/456 | 8.7 | 11.1 | |
| 200K | 39.3 - 43.8 | 1796/4 | 160/221 | 11.8 | 10.0 |  |
| M Class | | | | | | |
| ML 350 | 55.16 | 3498/6 | 275/343 | | |  |
| ML 320CDi | 55.47 | 2987/6 | 237/529 | 9.10 | | |
| S Class | | | | | | |
| 350 | 85.1 | 3498/6 | 276/350 | 9 | 7.4 |  |
| SLK | 61.0 | 3498/V6 | 276/350 | 7.0 | 7.0 | |
| SL500 | 98.0 | 4966/V8 | 310/4600 | 6 | 8.0 |  |
| CLS | | | | | | |
| 350 | 60.0 | 3498/V6 | 276/350 | 6.8 | 10.0 | |
| 500 | 71.6 | 4966/V8 | 308/460 | 5.9 | 9.0 | |




Mitsubishi

| | | | | | | |
|--------------------|-------------|--------|---------|-------|------|---|
| Cedia | 9.4 - 9.8 | 1994/4 | 115/175 | 11.0 | 12.0 |  |
| Lancer | | | | | | |
| 1.5 | 7.6 | 1468/4 | 88/129 | 14.0 | 11.0 | |
| 2.0 (D) | 8.8 | 1998/4 | 66/118 | 19.3 | 12.5 |  |
| Montero (D) | 37.8 - 39.4 | 3200/4 | 167/405 | 15.27 | 8.5 |  |
| Outlander | 21.6 | 2360/4 | 170/225 | 10.6 | - | |
| Pajero (D) | 21.2 | 2835/4 | 119/292 | 20.0 | 9.0 |  |

Nissan

| | | | | | | |
|----------------|-------------|--------|---------|------|------|---|
| X-Trail | 22.0 - 26.6 | 2184/4 | 136/314 | 13.0 | 15.2 |  |
| Teana | 22.7 | 2346/6 | 134/314 | 11.0 | 7.3 | |

Porsche

| | Approx. Price in Lacs (on road, Delhi) | Engine cc/cyl. | Power (Ps)/ Torque(Nm) | 0-100 Kmph (secs.) | Kmpl | |
|----------------|--|----------------|------------------------|--------------------|------|---|
| Boxster | | | | | | |
| Boxster | 46.19* | 2687/6 | 245/273 | - | - |  |
| Boxster S | 53.64* | 3387/6 | 295/340 | - | - | |
| Cayman | | | | | | |
| Cayman | 49.87* | 2687/6 | 245/273 | - | - | |
| Cayman S | 56.68* | 3387/6 | 295/340 | - | - | |
| 911 | | | | | | |
| Carrera | 75.9* | 3614/6 | 345/390 | 4.9 | - |  |
| Carrera S | 86.05* | 3800/6 | 385/420 | 4.7 | - | |
| Turbo | 124.64* | 3600/6 | 480/620 | - | - | |
| Cayenne | | | | | | |
| V6 | 59.41* | 3598/6 | 294/385 | 8.1 | - |  |
| S | 75.74* | 4806/8 | 390/500 | 6.6 | - | |
| Turbo | 117.5* | 4806/8 | 507/700 | 5.1 | - | |





Reva

| | | | | | | |
|-------------|-------------|----------|-------|---|---|---|
| REVA | 3.56 - 4.47 | AC Elec. | 17/51 | - | - |  |
|-------------|-------------|----------|-------|---|---|---|




Rolls Royce

| | | | | | | |
|----------------|-----|---------|---------|-----|-----|--|
| Phantom | 400 | 6749/12 | 459/720 | 5.8 | 6.0 |  |
|----------------|-----|---------|---------|-----|-----|--|














Skoda

| | | | | | | |
|----------------|-------------|--------|----------|------|------|---|
| Fabia | | | | | | |
| 1.2 | 5.4 - 6.4 | 1198/4 | 70/108 | - | - |  |
| 1.4 | 7.5 | 1390/4 | 86/132 | - | - | |
| 1.4 (D) | 6.5 - 8.3 | 1422/3 | 70/155 | - | - | |
| Octavia | | | | | | |
| 1.9 TDi (D) | 11.9 - 14.4 | 1896/4 | 91.2/210 | 13.7 | 15.0 |  |
| 1.8 Turbo | 11.1 | 1781/4 | 152/210 | 9.0 | 8.5 | |
| Laura | | | | | | |
| Manual | 14.4 - 17.5 | 1896/4 | 105/250 | 11.8 | 16.2 |  |
| Automatic | 18.1 | 1896/4 | 105/250 | 12.1 | 16.2 | |
| Superb | | | | | | |
| 1.8 TSi | 18.9* | 1798/4 | 160/250 | 9 | - |  |
| 2.0 TDi (D) | 22.05 | 1968/4 | 140/320 | - | - | |
| 3.6 V6 | 27.05 | 3597/6 | 260/350 | - | - | |

Tata Motors

| | | | | | | |
|---------------|-----------|--------|--------|------|------|---|
| Nano | 1.0* | 624/2 | 35/48 | 30 | 21 |  |
| Indica | | | | | | |
| V2 (D) | 3.4 - 5.1 | 1405/4 | 54/85 | 13.5 | 22.1 |  |
| Xeta 1.2 | 2.8 - 3.6 | 1193/4 | 64/100 | 17 | 12.0 | |
| Xeta 1.4 | 3.9 | 1396/4 | 71/124 | 16.1 | 13.0 | |
| Turbo | 4.0 - 4.2 | 1405/4 | 68/127 | 15.5 | 14.5 | |
| Dicor | 4.3 - 4.5 | 1405/4 | 71/139 | 14 | 15.0 | |
| Vista | | | | | | |
| Safire | 3.7 - 4.2 | 1172/4 | 65/96 | - | - |  |
| Quadrajel (D) | 5.0 - 5.3 | 1248/4 | 75/190 | - | - | |
| TDi (D) | 4.1 - 4.3 | 1405/4 | 71/135 | - | - | |



| | Approx. Price in Lacs (on road, Delhi) | Engine cc/cyl. | Power (Ps)/ Torque(Nm) | 0-100 Kmph (secs.) | Kmpl | |
|---------------------------|--|----------------|------------------------|--------------------|------|---|
| Indigo | | | | | |  |
| 1.4 | 5.1 - 5.5 | 1405/4 | 86/110 | - | - | |
| 1.4 TDI | 5.5 - 5.9 | 1405/4 | 63/125 | - | - |  |
| 1.4 Dicor | 5.8 - 6.5 | 1396/4 | 71/140 | - | - | |
| XL | 7.3 | 1396/4 | 101/124 | 13.1 | - | |
| XL (D) | 8.1 | 1396/4 | 70/140 | 15 | - | |
| CS | 3.9 - 4.1 | 1193/4 | 65/105 | - | - |  |
| CS (D) | 4.5 - 5.3 | 1405/4 | 70/135 | - | - | |
| Marina | 5.1 - 5.5 | 1396/4 | 70/118 | 13.4 | 11.0 | |
| Marina (D) | 5.6 - 6.1 | 1405/4 | 85/132 | 17.6 | 13.5 |  |
| Marina Dicor | 6.6 | 1366/4 | 70/140 | - | - | |
| Sumo Victa (D) | 5.8 - 7.3 | 1948/4 | 90/190 | 22.2 | 11.0 | |
| Sumo Grande (D) | 7.5 - 8.5 | 2179/4 | 120/252 | 17.4 | 11.0 |  |
| Safari | | | | | | |
| Dicor 2.2 VTT | 8.4 - 12.8 | 2179/4 | 140/320 | - | - | |
| Toyota | | | | | | |
| Camry | 23.3 - 25.1 | 2362/4 | 167/224 | 11.6 | 9.7 |  |
| Fortuner | 18.45* | 2982/4 | 171/343 | - | - | |
| Corolla Altis | 11.7 - 13.9 | 1794/4 | 132/170 | 11.7 | - | |
| Innova | | | | | |  |
| 2.0 | 8.5 - 11.1 | 1998/4 | 136/182 | 12.6 | 9.5 | |
| 2.5 (D) | 8.3 - 11.8 | 2494/4 | 102/200 | 17.5 | 11.0 | |
| Land Cruiser | 90 | 4461/8 | 289/647 | 13.10 | - |  |
| VW | | | | | | |
| Touareg | | | | | |  |
| V6 | - | 3189/6 | 281/360 | - | - | |
| V6 Tdi (D) | 48.6 | 2967/6 | 224/500 | 9.9 | - | |
| V10 | 59.5 | 4921/10 | 313/750 | 7.8 | - | |
| Passat 2.0 TDi (D) | 24.3 - 26.4 | 1968/4 | 140/320 | 10.0 | - |  |
| Jetta | | | | | |  |
| 1.6 L | 14.1 | 1595/4 | 102/148 | 12.2 | - | |
| 1.9 L TDi (D) | 15.1 - 18.0 | 1896/4 | 105/250 | 11.9 | - | |
| Volvo | | | | | | |
| S80 | | | | | |  |
| S80 | 39* | 3192/6 | 235/320 | - | - | |
| S80 (D) | 38* | 2400/5 | 189/400 | - | - | |
| XC90 | | | | | |  |
| XC90 | 46* | 3192/6 | 235/320 | - | - | |
| XC90 (D) | 45* | 2400/5 | 189/400 | - | - | |

*Ex-showroom, Delhi ** Ex-showroom, Mumbai